

# ODE-3-220070-1F42

Optidrive E3 VFD Datasheet

**1.5 kW (2 HP), 7 A, 200-240 V, 1-3PH**  
IP20 Variable Frequency Drive with EMC Filter



## Input Ratings

Supply Voltage	200-240 V
Input Phases	1
Supply Current Continuous	12.9 A
Supply Fuse or MCB (Type B)	16 A

## Output Ratings

Motor Output Rating	1.5 kW (2 HP)
Output Voltage	0 – Supply Voltage
Output Current	7 A

## Cable Information

Max Supply Cable Size	8 mm <sup>2</sup> (0.01 sq in)
Max Motor Cable Size	8 mm <sup>2</sup> (0.01 sq in)
Max Motor Cable Length	100 m (328 ft)

## Factory Build Options

EMC Filter	Internal EMC Filter
Brake Transistor	Internal Brake Transistor
Enclosure	IP20
Display	LED
PCB Coating	-


## Dimensions

Size	2
Height	221 mm (8.7 in)
Width	110 mm (4.33 in)
Depth	150 mm (5.91 in)
Weight	1.7 kg (3.75 lbs)
Fixings	4 x M5

## Packaged Dimensions

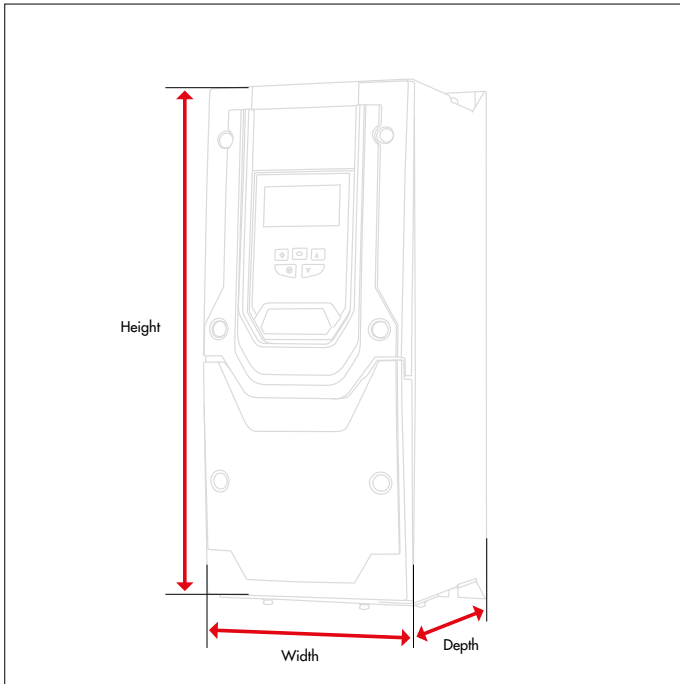
Height	234 mm (9.21 in)
Width	144 mm (5.67 in)
Depth	260 mm (10.24 in)
Weight	1.9 kg (4.19 lbs)



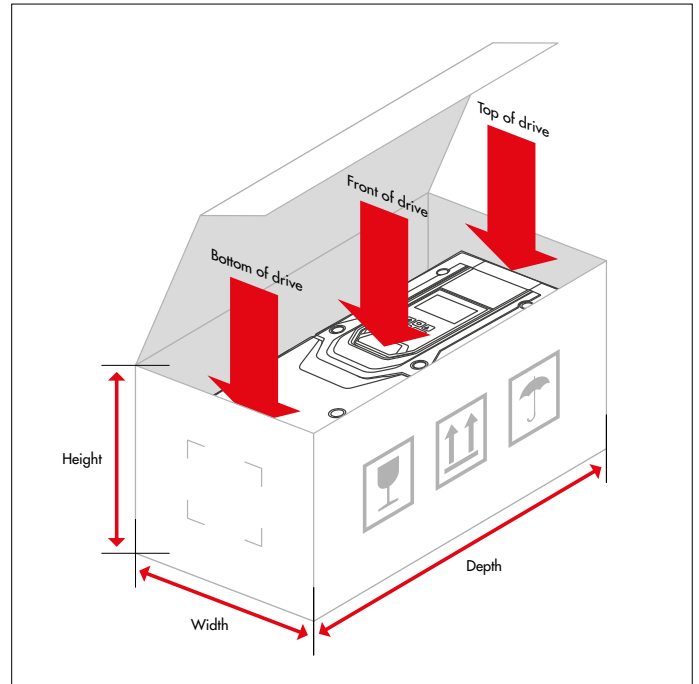
 **Buy this drive or get more information**  
Find your local sales partner on  
[inverterkdrives.com](http://inverterkdrives.com)



# How we measure our drives and packaging



Drive Dimensions



Packaging Dimensions



**Buy this drive or get more information**

Find your local sales partner on  
[invertekdrives.com](http://invertekdrives.com)

